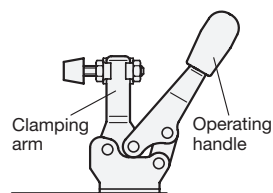


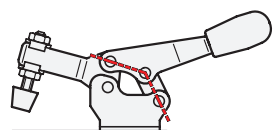
Toggle clamps

Operating principle



By using the **toggle link principle**, toggle clamps offer decisive advantages:

The clamping arm retracts so that the workpiece can be loaded and unloaded completely without obstruction.



Even the slightest forward movement of the operating handle brings the clamping arm with the contact pad over the workpiece.

As can be seen from the drawing, the position of the toggle linkages will lead to a multiple of the input force being applied to the operating handle.

In this position the toggle clamp is not yet fully engaged and any counter force will open it.



In this position all three pivot points are perfectly aligned yielding the maximum **clamping force F_s** (dead center point).

The clamping force F_s exerted on the workpiece is mainly dependent on the following criteria:

- the input force which is applied to the operating handle,
- the position of the clamping bolt on the clamping lever.

Since the applied force on the lever by the operator is not known, the clamping force F_s shown in the table is only specified for pneumatically operated clamps.

The clamping force F_s can be altered by re-adjusting the position of the clamping bolt. The clamping force increases if the entire contact area of the bolt arrives on the workpiece prior to the toggle linkage reaching dead center point. This effect is illustrated clearly when using an elastic clamping pad.



In this position the toggle linkage has arrived in the over-center lock position. The operating lever has reached a firm stop and is thus prevented from opening until it is released by the operator.

The force which the clamp is capable of withstanding in this over-center lock position without suffering permanent deformation is known as holding force F_H . The holding force has a characteristic value (co-efficient) for toggle clamps and this value is mainly dependent on:

- the size (dimensions, geometry) of the toggle clamp,
- the position of the clamping bolt on the clamping arm.

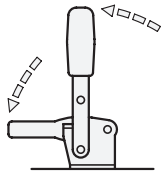
In the tables the **holding capacity F_H** of the toggle clamps is given in each case in relation to a particular position (distance r) of the clamping arm.

On the standards sheets all clamps are shown in their clamping position.

All references to force are given in N (Newton).

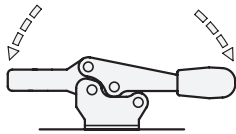
Toggle clamps

Range



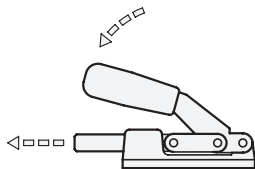
Vertical clamps

Operating handle and clamping lever move in the same direction. In the clamping position the operating handle is in vertical position. For applications where substantial forces and many tightening cycles occur, "Longlife" versions are available.



Horizontal clamps

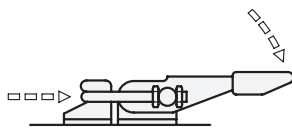
Operating handle and clamping arm move in opposite directions. In the clamped position the operating handle is in horizontal position (flat version).



Push-pull clamps

On these clamps the swinging movement of the operating handle is converted into an axial movement to push or pull the plunger.

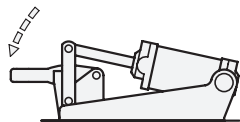
With the exception of GN 841, they lock at the end of their stroke in both directions. For this reason they lend themselves to push or pull operations.



Latch clamps

On these clamps the swinging movement of the operating handle is converted into an axial movement to pull the hook.

Latch clamps are available with and without locking mechanism.



Pneumatically operated clamps

These toggle clamps combine the advantages of clamping by the toggle principle (clamp remains in the clamping position even in the event of air pressure loss!) with the advantages offered by pneumatics, i.e.:

- constant clamping force F_s independent of the operator,
- several clamps can be operated simultaneously,
- pneumatically operated clamps can be coordinated from various operating points (remote control, coordinated and controlled by other machines),
- some variants are available with an air cylinder which allows control via a proximity switch, to give an electrical impulse when the clamp has reached a specific position within its clamping cycle.

Pneumatically operated clamps are available as vertical and push rod versions.