

2 Section 2
Control Levers

Control Levers, Gear Lever Handles, Clamping Levers and Clamp Nuts



Control levers and gear lever handles are used wherever there are high torque or on-off indexing application requirements. Our control levers are of similar design to our adjustable levers, but fixed rather than ratcheting. Clamp nuts are offered in steel, stainless steel, and malleable iron, single or double-arm styles. Our ball levers and tension levers can be mounted via through bore or tapped insert. Steel tommy nuts and screws are available in fixed or movable bar types. Lastly, we offer gear lever handles in steel or stainless steel and accompanying hubs.

Special modifications available:

- stud lengths/configurations
- lever lengths
- threads
- bore sizes
- cross holes
- set screw holes
- colors
- kitting, packaging and labeling
- assembly

Control levers are also referred to as:

- clamp levers, clamping levers, clamping arms, lever arms, clamp nuts, ball levers, and tension levers

In This Section:


- [Control Levers](#)
- [Clamping Levers](#)
- [Clamp Nuts](#)
- [Ball Levers and Tension Levers](#)
- [Tommy Nuts and Tommy Screws](#)
- [Gear Lever Handles and Split Hubs](#)

Download a [printable pdf of this section index page](#)


More about our [machining and packaging capacities](#)

Read posts about [adjustable levers](#) on the J.W. Winco blog

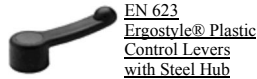
Control Levers



[LM Economical Plastic Control Levers with Pilot Bore](#)



[GN 750 Steel Control Levers with Through Bore](#)



[EN 623 Ergostyle® Plastic Control Levers with Steel Hub](#)



[EN 623.5 **NEW** Ergostyle® Plastic Control Levers with Stainless Steel Hub](#)



[EN 512 Plastic Control Levers](#)



[EN 512 Plastic Control Levers](#)

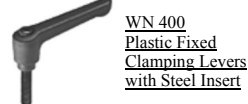


[GN 223 **NEW** Steel Control Levers with Through Bore](#)

Clamping Levers



[WN 400 Plastic Fixed Clamping Levers with Steel Insert](#)



[WN 400 Plastic Fixed Clamping Levers with Steel Insert](#)



[DIN 99 Steel Clamping Levers](#)



[DIN 99-NI Stainless Steel Clamping Levers](#)



[GN 204 **NEW** Steel Short Angled Clamping Levers](#)


Clamp Nuts




[GN 99.5 Steel Clamp Nuts](#)



[GN 99.6 Stainless Steel Clamp Nuts](#)




[GN 99.7 Steel Double Arm Clamp Nuts](#)



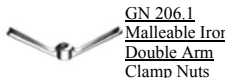
[GN 99.8 Stainless Steel Double Arm Clamp Nuts](#)



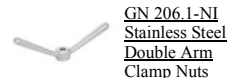
[GN 206 Malleable Iron Clamp Nuts](#)



[GN 206-NI Stainless Steel Clamp Nuts](#)




[GN 206.1 Malleable Iron Double Arm Clamp Nuts](#)



[GN 206.1-NI Stainless Steel Double Arm Clamp Nuts](#)

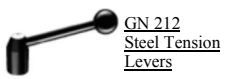
Ball Levers and Tension Levers



[GN 211 Steel Control Levers with Through Bore](#)



[DIN 6337 Steel Ball Levers](#)



[GN 212 Steel Tension Levers](#)



[GN 212-NI Stainless Steel Tension Levers](#)

Tommy Nuts and Tommy Screws



DIN 6305
Steel Tommy Nuts
with Fixed Bar



GN 6305.1
NEW
Steel Quick
Release Toggle
Nuts



DIN 6304
Steel Tommy
Screws with Fixed
Bar



DIN 6307
Steel Tommy Nuts
with Moveable Bar



DIN 6306
Steel Tommy
Screws with
Movable Bar

Gear Lever Handles and Split Hubs



GN 310
Black Steel Gear
Lever Handles



GN 310
Zinc Plated Steel
Gear Lever
Handles



GN 310-NI
Stainless Steel
Gear Lever
Handles



GN 150
Steel Split Hubs for
Gear Lever Handles



GN 150.5
Stainless Steel
Split Hubs for
Gear Lever
Handles